



## UVic CES Faculty Report for Courses Offered in SS (201501)

### UVic Course Experience Survey - Fall 2014/Spring 2015

Project Audience 14253

Responses Received 7201

Response Ratio 51%

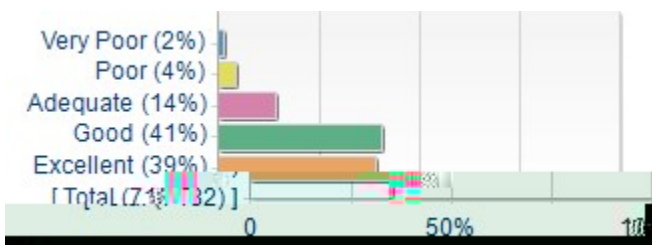
**Creation Date** Wed, May 13, 2015





| Faculty Code | Roll-up |
|--------------|---------|
|--------------|---------|

1. The course structure, goals and requirements were clear



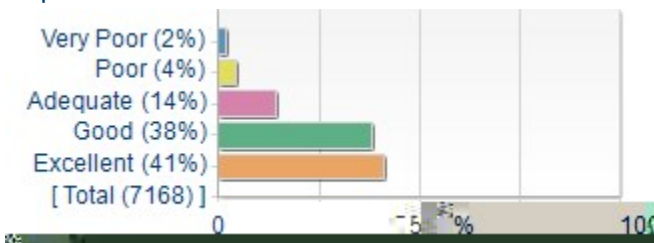
| Statistics     | Value |
|----------------|-------|
| Response Count |       |
|                |       |
|                |       |

CES Roll-up by Faculty Code Report (SS 201501)

|                    |         |
|--------------------|---------|
| Standard Deviation | +/-0.97 |
|--------------------|---------|

|                    |         |
|--------------------|---------|
| Median             | 4.00    |
| Standard Deviation | +/-0.94 |

7. Overall, the course offered an effective learning experience



| Statistics         | Value   |
|--------------------|---------|
| Response Count     | 7168    |
| Mean               | 4.12    |
| Median             | 4.00    |
| Standard Deviation | +/-0.94 |

### III Statements About The Students:

**My primary reason for taking the course.**



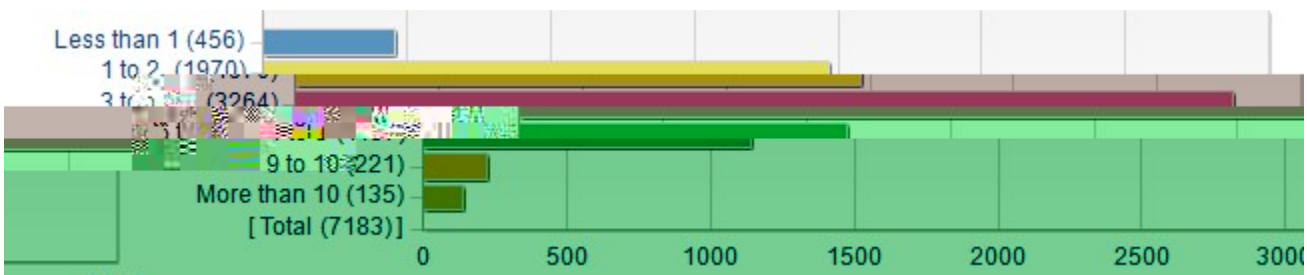
**The approximate number of classes or labs that I did not attend**



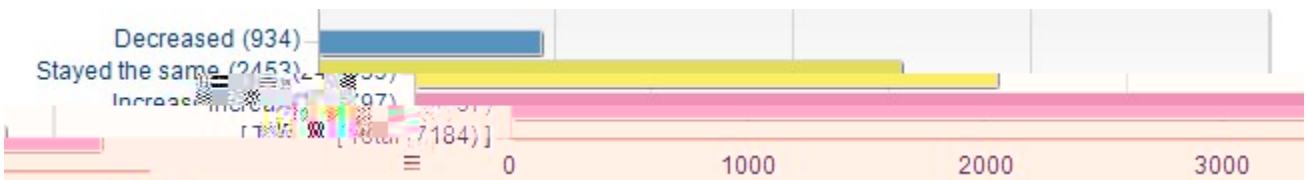
**Relative to other courses I have taken at UVic, the workload in this course was**



**The approximate number of hours per week I spent studying for this course outside of class time:**



**As a result of my experience in this course, my interest in the material:**





|  |  |
|--|--|
|  |  |
|  |  |
|  |  |
|  |  |





CES Roll-up by Faculty Code Report (SS 201501)

| Statistics                    | Value   |
|-------------------------------|---------|
| Response Count                | 569     |
| Mean                          | 3.74    |
| Median                        | 4.00    |
| Mode                          | 4       |
| Standard Deviation            | +/-1.12 |
| Population Standard Deviation | +/-1.12 |
| Standard Error (base on SD)   | +/-0.05 |
| Standard Error (base on PSD)  | +/-0.05 |